

The Little Red Hen

LISTEN to
your child read
this story aloud.

Once upon a time there was a little red hen who loved bread, so she wanted to plant wheat.

"Who will help me plant the wheat?" asked the little red hen.

"Not I," said the dog.

"Not I," said the cat.

"Not I," said the pig.

"Then I will do it myself," said the little red hen. And she did.

Soon the wheat was ready to cut. "Who will help me cut the wheat?" asked the little red hen.

"Not I," said the dog.

"Not I," said the cat.

"Not I," said the pig.

"Then I will do it myself," said the little red hen. And she did.

The wheat had to go to the mill to be ground into flour. "Who will help me take the wheat to the mill?" asked the little red hen.

"Not I," said the dog.

"Not I," said the cat.

"Not I," said the pig.

"Then I will do it myself," said the little red hen. And she did.

"Who will help me bake my bread?" asked the little red hen.

"Not I," said the dog.

"Not I," said the cat.

"Not I," said the pig.

"Then I will do it myself," said the little red hen. And the little red hen made bread.


When the bread was done, the little red hen asked, "Who will help me eat the bread?"

"I will," said the dog.

"I will," said the cat.

"I will," said the pig.

"No, you will not," said the little red hen. "You did not help me plant or cut or bake the bread. You will not help me eat it. I will eat it myself." And she did.



Retold by Mary Rose

Dear Parents,

In this familiar story, readers are again asked to make a comparison, this time between the little red hen and her friends, the dog, the cat, and the pig. Students will need to figure out how the little red hen is like her friends and how she is different from her friends. It is obvious to us that the little red hen is industrious and willing to work for what she gets, while her friends are lazy and want something for nothing. To help your child discover how the animals are alike, have him or her look at the first sentence of the story and then at how the animals respond to the freshly baked bread near the story's end.

As with other fables, your child should recognize that he or she is supposed to learn a lesson from the story. The final question focuses on this lesson and is intended to help your child articulate the underlying message.

Skill

Recognizing Compare and Contrast

We completed this assignment together.

(Child's Signature)

(Parent's Signature)

The Questions

Together write simple answers to the following questions.

1. Explain one way the little red hen is different from her friends. _____

2. Explain one way the little red hen is like her friends. _____

3. What lesson did you learn from the little red hen? _____

Name: _____

Monday



Correct the sentences.

1. the clown have a funny smile

2. how fast can you runned

Which words mean more than one of something?

3. cherry rabbits berries

What two words make this compound word?

4. cowgirl

Which word comes first in alphabetical order?

5. lion butterfly elephant monkey



Name: _____

Tuesday



Correct the sentences.

1. susan can ride shes bike

2. its in the brown sack

D

Name two words in the ill family.

3. _____

TI

Which word is spelled correctly?

4. kar car carr

W

Find the sentence.

5. under the tree Tom and Jose are put the toys away

©19

Name: _____

Wednesday



Correct the sentences.

1. when is youre birthday

2. i seen a big elephant at the zoo

Find the words that have the same beginning sound.

3. gum giant garden

Does the word running...?

4. a. name something b. tell what it looks like c. tell what it does

Find the words that rhyme.

5. king wing sang ring



Name: _____

Thursday



Correct the sentences.

1. an aunt crawled up my arm

2. did you sea eggs in the nest

Find the word that is the opposite of cold.

3. wet hat dark hot

Find the words that end with the sound e in me.


4. my funny silly fly pretty

Is it real or make-believe?

5. The butterfly sang a funny song.

Name: _____

Friday



Find the missing words.

1. _____ help you wash the car.
 III I'll
2. _____ too late to go now.
 It's Its
3. Are you _____ have pizza for dinner?
 gonna going to
4. Maggie and _____ are in the same class at school.
 I me
5. The horse _____ over a tall wall.
 jump jumped



Answer Key



Monday

1. The clown has a funny smile.
2. How fast can you run?
3. rabbits berries
4. cow girl
5. butterfly

Thursday

1. An ant crawled up my arm.
2. Did you see eggs in the nest?
3. hot
4. funny silly pretty
5. make-believe

Tuesday

1. Susan can ride her bike.
2. It's in the brown sack.
3. Answers will vary.
4. car
5. Put the toys away.

Friday

1. I'll
2. It's
3. going to
4. I
5. jumped

Wednesday

1. When is your birthday?
2. I saw a big elephant at the zoo.
3. gum garden
4. c. tell what it does
5. king wing ring

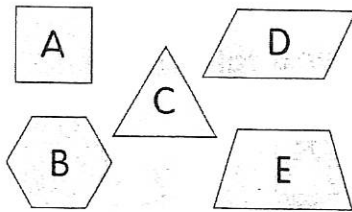
1. $2 + 9 = \underline{\hspace{2cm}}$

4. Count by tens.

100 | 110

2.
$$\begin{array}{r} 12 \\ - 4 \\ \hline \end{array}$$

3. Mark the shapes with 4 sides and 4 corners.



5. The cook put four carrots and seven potatoes into the soup. How many vegetables were in the soup?

 vegetables

1. $10 - 0 = \underline{\hspace{2cm}}$

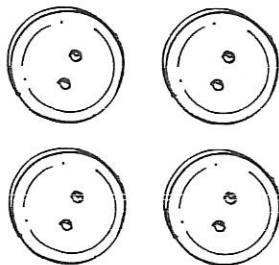
4. $6 + 6 = 12,$

so $12 - 6 = \square$

2.
$$\begin{array}{r} 4 \\ + 7 \\ \hline \end{array}$$

5. Write a word problem about this number sentence.


$5 - 3 = 2$

3. Color $\frac{1}{2}$.

1. $12 - 3 = \underline{\hspace{2cm}}$

4. What time is it?

2.
$$\begin{array}{r} 6 \\ + 6 \\ \hline \end{array}$$



_____ o'clock

3. Write the number word.

10 _____

16 _____

5. Sofia picked 9 apples, and 3 were red and 2 were green. The rest were yellow. How many apples were yellow?

_____ yellow apples

1. $11 - 2 = \underline{\hspace{2cm}}$

4. Which is heavier?

2.
$$\begin{array}{r} 9 \\ + 3 \\ \hline \end{array}$$



3. Mark the names for 10.

$8 + 1$

$5 + 5$

$3 + 7$

$6 + 4$

$3 + 6$


$8 + 2$

5. Julio and Tony made 12 baskets altogether. If Julio made 7 of the baskets, how many did Tony make?

_____ baskets

Mrs. Baker, the school cook, needs 16 loaves of bread. She bought 7 loaves at the bakery. She baked 6 loaves. How many more loaves does she need?

_____ more loaves



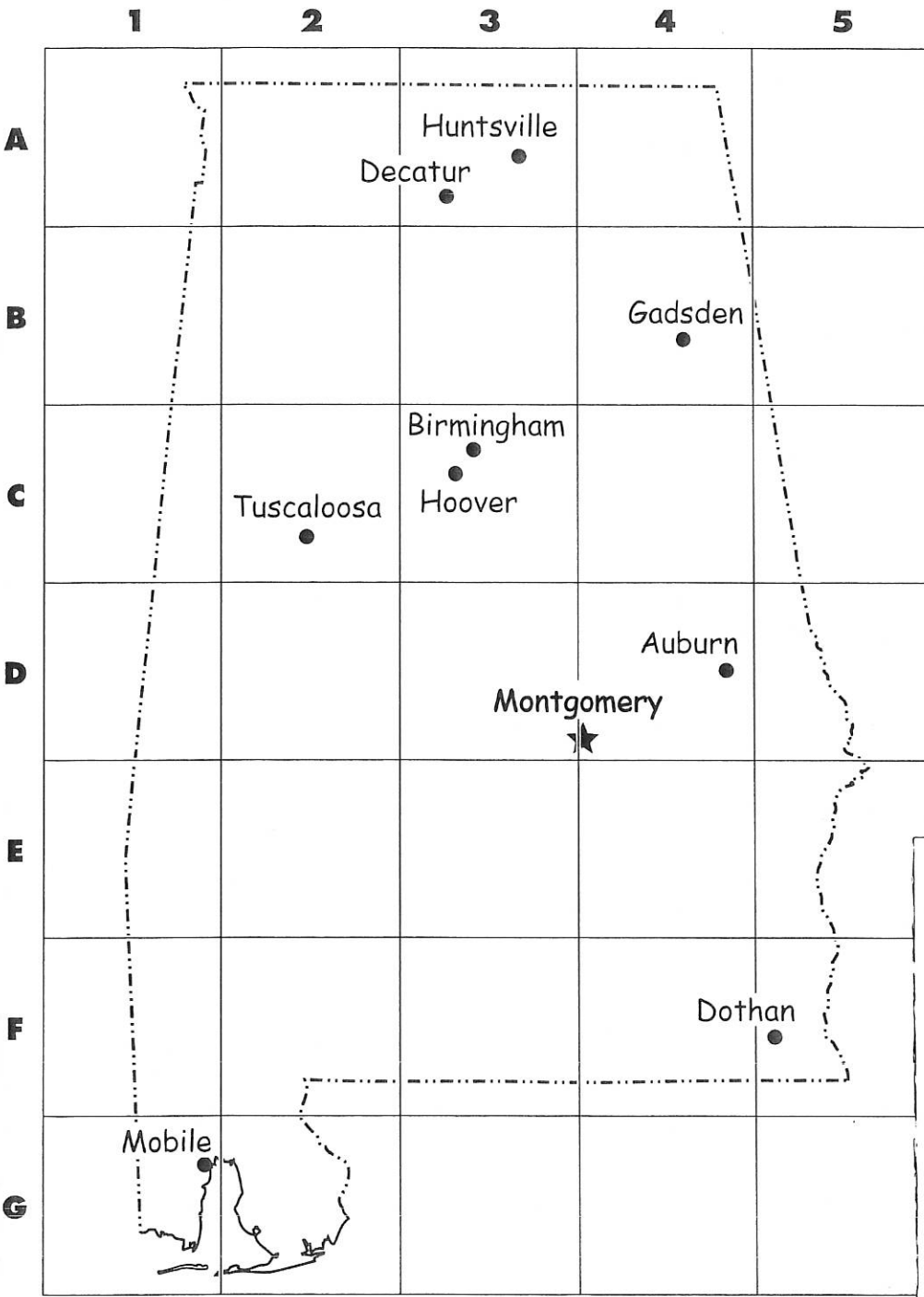
Daily Progress Record

How many did you get correct each day? Color the squares.

5					
4					
3					
2					
1					
	Monday	Tuesday	Wednesday	Thursday	Friday

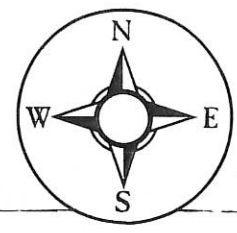
A Map Grid and a Map Index

Alabama




Map Key

- ★ state capital
- city
- - - - state border



Index

Auburn	D4
Birmingham	C3
Decatur	A3
Dothan	F5
Gadsden	B4
Hoover	C3
Huntsville	A3
Mobile	G1
Montgomery	D3, D4
Tuscaloosa	C2





A Map Grid and a Map Index

Monday

1. Which numbers are on this map grid?

2. Which letters are on the map grid?

Tuesday

1. Which city is in square B4?

2. Which city is in square C2?

Wednesday

1. In which square are the cities of Birmingham and Hoover?

2. In which square is the city of Mobile?



A Map Grid and a Map Index

Thursday

1. Huntsville shares a square with which other city?

2. In which square is Decatur?

Friday

1. What is the capital of Alabama? In which two squares is it?

2. What does the map index show?

Challenge

On the map:

- Color square E2 red.
- Color square G4 green.